

Technical Directorate:  
**Powder Coating Care & Maintenance**

Ref: 0010 rev 0


**Introduction:**

Powder coating may be specified for safety barrier systems providing aesthetic appeal and improving visibility. To protect the life of powder coated items, a regular maintenance program should be implemented. The frequency of recommended cleaning will vary depending on:

- The environment – if it is dry, has minor condensation, has high moisture or has significant contamination (interior); or a city, rural, industrial or coastal environment (exterior)
- The conditions – if it is a general or moderate condition (interior) or a mild, severe or tropical condition (exterior);

Some of the influencing factors that can impact the life of the powder coating include:

- Ultraviolet light;
- Levels of atmospheric pollution including salts, dirt, grime that can all accumulate over time;
- Winds carrying air borne debris that can cause erosive wear of the coating e.g. sand causing abrasion;
- Change in environmental circumstances e.g. if rural became industrial; and
- Microclimates e.g. geothermal, alkaline or acidic.



Powder Coated RHINO-STOP® Elite

### Recommended Care & Maintenance Schedule

It is recommended in environments with low salt, low pollutant and urban areas cleaning should take place at a minimum of every twelve months.

In areas where salts, pollutants and high corrosivity levels are prevalent, e.g. coastal or industrial areas, it is recommended a cleaning program should be carried out more frequently at a minimum of every six months.



Sheltered areas can have a higher risk of coating degradation as wind-blown salt and other debris or pollutants may adhere to the surface and not be removed when it rains. These areas may require cleaning monthly.

Use the following table to identify the recommended minimum cleaning schedule for your project. The table references AS 4312 and ISO 12944 Atmospheric corrosivity zones in Australia to define the environmental conditions.

Environment	Conditions	Corrosivity Zone	Example Environments	Recommended Minimum Cleaning
Exterior Environment	Mild	C2 Low	Arid, urban, inland, city,	Every 12 months
		C3 Medium	Light industrial & coastal	Every 6 months
	Severe	C4 High	Sea shore (calm)	Every 6 months
		C5 Very High Industrial	Heavy industrial	Every 3 months
		C5 Very High Marine	Sea shore (surf)	Every 3 months
	Tropical	Tropical (T)	High, humid and monsoonal	Every 3 months
Interior Environments	General Interior	C1 Very Low	Dry	Every 12 months
		C2 Low	Minor condensation	Every 12 months
	Moderate Interior	C3 Medium	High Moisture	Every 6 months
		C4 High	Significant contamination	Every 3 months

**Method for Cleaning:**

1. Carefully remove any loose surface deposits with a wet sponge by gently rubbing.
2. Clean by gently rubbing the surface with a soft brush (non-abrasive) and a dilute solution of a mild detergent, e.g. pH-neutral liquid hand or dishwashing detergent in warm water to remove dust, salt and other deposits. For stubborn stains use only recommended solvents on the affected area, e.g. Isopropyl alcohol (IPA) or methylated spirits and rinse off with clean water. Do not use other aggressive solvents.
3. Rinse the surfaces with clean fresh water after cleaning to remove all residues

	
Use recommended solvents for stubborn stains only.	Use aggressive solvents.
Use only Isopropyl alcohol (IPA) or methylated spirits and rinse off with clean fresh water	Do not use turpentine, white spirits, thinners, citrus based cleaners or other aggressive solvents on powder coating.
Regularly inspect.	Rub powder coated surfaces excessively.
Inspect your powder coating often and clean more regularly if required.	Do not rub powder coated surfaces excessively, especially metallic finishes.
Clean in mild conditions.	
Clean powder coated surfaces when the surface temperatures are below 25°C.	

**Warranties**

Safety barrier systems supplied by Safe Direction are hot dip galvanised. Powder coating may be used on galvanised steel, however this is not warranted by powder coat suppliers (i.e. Dulux) or applicators. Therefore, Safe Direction is unable to warrant powder coating for its products.

**References:**

[www.duluxpowders.com.au](http://www.duluxpowders.com.au)